

APPLICATION FOR EXEMPTION FROM AUDIT

LONG FORM

NAME OF GOVERNMENT
ADDRESS

Loma Linda Sanitation District
PO Box 2024
Durango, CO 81302

For the Year Ended
12/31/2018
or fiscal year ended:

CONTACT PERSON
PHONE
EMAIL
FAX

Floyd L. Smith
970-247-1921
bud@flslegal.com

CERTIFICATION OF PREPARER

I certify that I am an independent accountant with knowledge of governmental accounting and that the information in the Application is complete and accurate to the best of my knowledge. I am aware that the Audit Law requires that a person independent of the entity complete the application if revenues or expenditure are at least \$100,000 but not more than \$750,000, and that independent means someone who is separate from the entity.

NAME:
TITLE
FIRM NAME (if applicable)
ADDRESS
PHONE
DATE PREPARED
RELATIONSHIP TO ENTITY

Todd Beckstead
Owner
Beckstead & Co LLC
566 S Asbury Ct, Grand Junction, CO 81504
970-462-7707
2/15/2019
Independent CPA

PREPARER (SIGNATURE REQUIRED)



Has the entity filed for, or has the district filed, a Title 32, Article 1 Special District Notice of Inactive Status during the year? [Applicable to Title 32 special districts only, pursuant to Sections 32-1-103 (9.3) and 32-1-104 (3), C.R.S.]

YES	NO	If Yes, date filed:
<input type="checkbox"/>	<input checked="" type="checkbox"/>	

PART 1 - FINANCIAL STATEMENTS - BALANCE SHEET

* Indicate Name of Fund

NOTE: Attach additional sheets as necessary.

		Governmental Funds				Proprietary/Fiduciary Funds		Please use this space to provide explanation of any items on this page
Line #	Description	Fund*	Fund*	Description	Sewer Fund	Fund*		
Assets				Assets				
1-1	Cash & Cash Equivalents	\$ -	\$ -	Cash & Cash Equivalents	\$ 17,271	\$ -		
1-2	Investments	\$ -	\$ -	Investments	\$ 64,208	\$ -		
1-3	Receivables	\$ -	\$ -	Receivables	\$ 25,243	\$ -		
1-4	Due from Other Entities or Funds	\$ -	\$ -	Due from Other Entities or Funds	\$ -	\$ -		
	All Other Assets [specify...]			Other Current Assets	\$ -	\$ -		
1-5		\$ -	\$ -					
1-6		\$ -	\$ -	Total Current Assets	\$ 106,722	\$ -		
1-7		\$ -	\$ -	Capital Assets, net (from Part 6-4)	\$ 2,855,590	\$ -		
1-8		\$ -	\$ -	Other Long Term Assets [specify...]	\$ -	\$ -		
1-9		\$ -	\$ -		\$ -	\$ -		
1-10		\$ -	\$ -		\$ -	\$ -		
1-11	(add lines 1-1 through 1-10) TOTAL ASSETS	\$ -	\$ -	(add lines 1-1 through 1-10) TOTAL ASSETS	\$ 2,962,312	\$ -		
1-12	TOTAL DEFERRED OUTFLOWS OF RESOURCES	\$ -	\$ -	TOTAL DEFERRED OUTFLOWS OF RESOURCES	\$ -	\$ -		
1-13	TOTAL ASSETS AND DEFERRED OUTFLOWS	\$ -	\$ -	TOTAL ASSETS AND DEFERRED OUTFLOWS	\$ 2,962,312	\$ -		
Liabilities				Liabilities				
1-14	Accounts Payable	\$ -	\$ -	Accounts Payable	\$ 14,851	\$ -		
1-15	Accrued Payroll and Related Liabilities	\$ -	\$ -	Accrued Payroll and Related Liabilities	\$ 1,308	\$ -		
1-16	Accrued Interest Payable	\$ -	\$ -	Accrued Interest Payable	\$ -	\$ -		
1-17	Due to Other Entities or Funds	\$ -	\$ -	Due to Other Entities or Funds	\$ -	\$ -		
1-18	All Other Current Liabilities	\$ -	\$ -	All Other Current Liabilities	\$ 23,484	\$ -		
1-19	TOTAL CURRENT LIABILITIES	\$ -	\$ -	TOTAL CURRENT LIABILITIES	\$ 39,643	\$ -		
1-20	All Other Liabilities [specify...]	\$ -	\$ -	Proprietary Debt Outstanding (from Part 4-4)	\$ 1,228,613	\$ -		
1-21		\$ -	\$ -	Other Liabilities [specify...]:	\$ -	\$ -		
1-22		\$ -	\$ -		\$ -	\$ -		
1-23		\$ -	\$ -		\$ -	\$ -		
1-24		\$ -	\$ -		\$ -	\$ -		
1-25		\$ -	\$ -		\$ -	\$ -		
1-26		\$ -	\$ -		\$ -	\$ -		
1-27		\$ -	\$ -		\$ -	\$ -		
1-28	(add lines 1-19 through 1-27) TOTAL LIABILITIES	\$ -	\$ -	(add lines 1-19 through 1-27) TOTAL LIABILITIES	\$ 1,268,256	\$ -		
1-29	TOTAL DEFERRED INFLOWS OF RESOURCES	\$ -	\$ -	TOTAL DEFERRED INFLOWS OF RESOURCES	\$ -	\$ -		
Fund Balance				Net Position				
1-30	Nonspendable Prepaid	\$ -	\$ -	Net Investment in Capital Assets	\$ 1,626,977	\$ -		
1-31	Nonspendable Inventory	\$ -	\$ -					
1-32	Restricted [specify...]	\$ -	\$ -	Emergency Reserves	\$ -	\$ -		
1-33	Committed [specify...]	\$ -	\$ -	Other Designations/Reserves	\$ -	\$ -		
1-34	Assigned [specify...]	\$ -	\$ -	Restricted	\$ 46,266	\$ -		
1-35	Unassigned:	\$ -	\$ -	Undesignated/Unreserved/Unrestricted	\$ 20,813	\$ -		
1-36	Add lines 1-30 through 1-35 This total should be the same as line 3-33 TOTAL FUND BALANCE	\$ -	\$ -	Add lines 1-30 through 1-35 This total should be the same as line 3-33 TOTAL NET POSITION	\$ 1,694,056	\$ -		
1-37	Add lines 1-28, 1-29 and 1-36 This total should be the same as line 1-13 TOTAL LIABILITIES, DEFERRED INFLOWS, AND FUND BALANCE	\$ -	\$ -	Add lines 1-28, 1-29 and 1-36 This total should be the same as line 1-13 TOTAL LIABILITIES, DEFERRED INFLOWS, AND NET POSITION	\$ 2,962,312	\$ -		

PART 2 - FINANCIAL STATEMENTS - OPERATING STATEMENT - REVENUES

Line #	Description	Governmental Funds		Description	Proprietary/Fiduciary Funds		Please use this space to provide explanation of any items on this page
		Fund*	Fund*		Sewer Fund	Fund*	
Tax Revenue				Tax Revenue			
2-1	Property [include mills levied in Question 10-6]	\$ -	\$ -	Property [include mills levied in Question 10-6]	\$ -	\$ -	
2-2	Specific Ownership	\$ -	\$ -	Specific Ownership	\$ -	\$ -	
2-3	Sales and Use Tax	\$ -	\$ -	Sales and Use Tax	\$ -	\$ -	
2-4	Other Tax Revenue [specify...]:	\$ -	\$ -	Other Tax Revenue [specify...]:	\$ -	\$ -	
2-5		\$ -	\$ -		\$ -	\$ -	
2-6		\$ -	\$ -		\$ -	\$ -	
2-7		\$ -	\$ -		\$ -	\$ -	
2-8	Add lines 2-1 through 2-7 TOTAL TAX REVENUE	\$ -	\$ -	Add lines 2-1 through 2-7 TOTAL TAX REVENUE	\$ -	\$ -	
2-9	Licenses and Permits	\$ -	\$ -	Licenses and Permits	\$ -	\$ -	
2-10	Highway Users Tax Funds (HUTF)	\$ -	\$ -	Highway Users Tax Funds (HUTF)	\$ -	\$ -	
2-11	Conservation Trust Funds (Lottery)	\$ -	\$ -	Conservation Trust Funds (Lottery)	\$ -	\$ -	
2-12	Community Development Block Grant	\$ -	\$ -	Community Development Block Grant	\$ -	\$ -	
2-13	Fire & Police Pension	\$ -	\$ -	Fire & Police Pension	\$ -	\$ -	
2-14	Grants	\$ -	\$ -	Grants	\$ -	\$ -	
2-15	Donations	\$ -	\$ -	Donations	\$ -	\$ -	
2-16	Charges for Sales and Services	\$ -	\$ -	Charges for Sales and Services	\$ 267,201	\$ -	
2-17	Rental Income	\$ -	\$ -	Rental Income	\$ -	\$ -	
2-18	Fines and Forfeits	\$ -	\$ -	Fines and Forfeits	\$ -	\$ -	
2-19	Interest/Investment Income	\$ -	\$ -	Interest/Investment Income	\$ 1,069	\$ -	
2-20	Tap Fees	\$ -	\$ -	Tap Fees	\$ 15,525	\$ -	
2-21	Proceeds from Sale of Capital Assets	\$ -	\$ -	Proceeds from Sale of Capital Assets	\$ -	\$ -	
2-22	All Other [specify...]:	\$ -	\$ -	All Other [specify...]:	\$ -	\$ -	
2-23		\$ -	\$ -		\$ -	\$ -	
2-24	Add lines 2-8 through 2-23 TOTAL REVENUES	\$ -	\$ -	Add lines 2-8 through 2-23 TOTAL REVENUES	\$ 283,795	\$ -	
Other Financing Sources				Other Financing Sources			
2-25	Debt Proceeds	\$ -	\$ -	Debt Proceeds	\$ -	\$ -	
2-26	Developer Advances	\$ -	\$ -	Developer Advances	\$ -	\$ -	
2-27	Other [specify...]:	\$ -	\$ -	Other [specify...]:	\$ -	\$ -	
2-28	Add lines 2-25 through 2-27 TOTAL OTHER FINANCING SOURCES	\$ -	\$ -	Add lines 2-25 through 2-27 TOTAL OTHER FINANCING SOURCES	\$ -	\$ -	
2-29	Add lines 2-24 and 2-28 TOTAL REVENUES AND OTHER FINANCING SOURCES	\$ -	\$ -	Add lines 2-24 and 2-28 TOTAL REVENUES AND OTHER FINANCING SOURCES	\$ 283,795	\$ -	GRAND TOTALS
					\$ 283,795	\$ -	\$ 283,795

IF GRAND TOTAL REVENUES AND OTHER FINANCING SOURCES for all funds (Line 2-29) are GREATER than \$750,000 - STOP. You may not use this form. An audit may be required. See Section 29-1-604, C.R.S., or contact the OSA Local Government Division at (303) 869-3000 for assistance.

PART 3 - FINANCIAL STATEMENTS - OPERATING STATEMENT - EXPENDITURES

Line #	Description	Governmental Funds		Description	Proprietary/Fiduciary Funds		Please use this space to provide explanation of any items on this page
		Fund*	Fund*		Sewer Fund	Fund*	
	Expenditures			Expenditures			
3-1	General Government	\$ -	\$ -	General Operating & Administrative	\$ 70,063	\$ -	
3-2	Judicial	\$ -	\$ -	Salaries	\$ 33,561	\$ -	
3-3	Law Enforcement	\$ -	\$ -	Payroll Taxes	\$ 9,584	\$ -	
3-4	Fire	\$ -	\$ -	Contract Services	\$ 22,200	\$ -	
3-5	Highways & Streets	\$ -	\$ -	Employee Benefits	\$ -	\$ -	
3-6	Solid Waste	\$ -	\$ -	Insurance	\$ -	\$ -	
3-7	Contributions to Fire & Police Pension Assoc.	\$ -	\$ -	Accounting and Legal Fees	\$ -	\$ -	
3-8	Health	\$ -	\$ -	Repair and Maintenance	\$ 7,971	\$ -	
3-9	Culture and Recreation	\$ -	\$ -	Supplies	\$ 3,043	\$ -	
3-10	Transfers to other districts	\$ -	\$ -	Utilities	\$ 34,880	\$ -	
3-11	Other [specify...]:	\$ -	\$ -	Contributions to Fire & Police Pension Assoc.	\$ -	\$ -	
3-12		\$ -	\$ -	Other - testing	\$ 3,228	\$ -	
3-13		\$ -	\$ -	Other - vehicle	\$ 533	\$ -	
3-14	Capital Outlay	\$ -	\$ -	Capital Outlay	\$ -	\$ -	
	Debt Service			Debt Service			
3-15	Principal	\$ -	\$ -	Principal	\$ 59,972	\$ -	
3-16	Interest	\$ -	\$ -	Interest	\$ 25,474	\$ -	
3-17	Bond Issuance Costs	\$ -	\$ -	Bond Issuance Costs	\$ -	\$ -	
3-18	Developer Principal Repayments	\$ -	\$ -	Developer Principal Repayments	\$ -	\$ -	
3-19	Developer Interest Repayments	\$ -	\$ -	Developer Interest Repayments	\$ -	\$ -	
3-20	All Other [specify...]:	\$ -	\$ -	All Other [specify...]:	\$ -	\$ -	
3-21		\$ -	\$ -		\$ -	\$ -	
3-22	Add lines 3-1 through 3-21	\$ -	\$ -	Add lines 3-1 through 3-21	\$ 270,509	\$ -	
	TOTAL EXPENDITURES	\$ -	\$ -	TOTAL EXPENDITURES	\$ -	\$ -	GRAND TOTAL
3-23	Interfund Transfers (In)	\$ -	\$ -	Net Interfund Transfers (In) Out	\$ -	\$ -	\$ 270,509
3-24	Interfund Transfers Out	\$ -	\$ -	Other [specify...][enter negative for expense]	\$ -	\$ -	
3-25	Other Expenditures (Revenues):	\$ -	\$ -	Depreciation	\$ 129,385	\$ -	
3-26		\$ -	\$ -	Other Financing Sources (Uses) (from line 2-28)	\$ -	\$ -	
3-27		\$ -	\$ -	Capital Outlay (from line 3-14)	\$ -	\$ -	
3-28		\$ -	\$ -	Debt Principal (from line 3-15, 3-18)	\$ 59,972	\$ -	
3-29	(Add lines 3-23 through 3-28)			(Line 3-26, plus line 3-27, less line 3-24, less line 3-25)	\$ (69,413)	\$ -	
	TOTAL TRANSFERS AND OTHER EXPENDITURES	\$ -	\$ -	TOTAL GAAP RECONCILING ITEMS	\$ -	\$ -	
3-30	Excess (Deficiency) of Revenues and Other Financing Sources Over (Under) Expenditures Line 2-29, less line 3-22, plus line 3-29	\$ -	\$ -	Net Increase (Decrease) in Net Position Line 2-29, less line 3-22, plus line 3-29, plus line 3-23, less line 3-24	\$ (56,127)	\$ -	
3-31	Fund Balance, January 1 from December 31 prior year report	\$ -	\$ -	Net Position, January 1 from December 31 prior year report	\$ 1,750,183	\$ -	
3-32	Prior Period Adjustment (MUST explain)	\$ -	\$ -	Prior Period Adjustment (MUST explain)	\$ -	\$ -	
3-33	Fund Balance, December 31 Sum of Line 3-30, 3-31, and 3-32 This total should be the same as line 1-36.	\$ -	\$ -	Net Position, December 31 Line 3-30 plus line 3-31 This total should be the same as line 1-36.	\$ 1,694,056	\$ -	

IF GRAND TOTAL EXPENDITURES for all funds (Line 3-22) are GREATER than \$750,000 - STOP. You may not use this form. An audit may be required. See Section 29-1-604, C.R.S., or contact the OSA Local Government Division at (303) 869-3000 for assistance.

PART 4 - DEBT OUTSTANDING, ISSUED, AND RETIRED

Please answer the following questions by marking the appropriate boxes.

YES NO

Please use this space to provide any explanations or comments:

- 4-1 Does the entity have outstanding debt? YES NO
- 4-2 Is the debt repayment schedule attached? If no, MUST explain: YES NO
- 4-3 Is the entity current in its debt service payments? If no, MUST explain: YES NO

4-4 Please complete the following debt schedule, if applicable: (please only include principal amounts)

	Outstanding at beginning of year*	Issued during year	Retired during year	Outstanding at year-end
General obligation bonds	\$ -	\$ -	\$ -	\$ -
Revenue bonds	\$ -	\$ -	\$ -	\$ -
Notes/Loans	\$ 1,288,585	\$ -	\$ 59,972	\$ 1,228,613
Leases	\$ -	\$ -	\$ -	\$ -
Developer Advances	\$ -	\$ -	\$ -	\$ -
Other (specify):	\$ -	\$ -	\$ -	\$ -
TOTAL	\$ 1,288,585	\$ -	\$ 59,972	\$ 1,228,613

*must agree to prior year ending balance

Please answer the following questions by marking the appropriate boxes.

YES NO

- 4-5 Does the entity have any authorized, but unissued, debt? YES NO
- If yes: How much? \$ -
- Date the debt was authorized: _____
- 4-6 Does the entity intend to issue debt within the next calendar year? YES NO
- If yes: How much? \$ -
- 4-7 Does the entity have debt that has been refinanced that it is still responsible for? YES NO
- If yes: What is the amount outstanding? \$ -
- 4-8 Does the entity have any lease agreements? YES NO
- If yes: What is being leased? _____
- What is the original date of the lease? _____
- Number of years of lease? _____
- Is the lease subject to annual appropriation? YES NO
- What are the annual lease payments? \$ -

PART 5 - CASH AND INVESTMENTS

Please provide the entity's cash deposit and investment balances.

AMOUNT TOTAL

Please use this space to provide any explanations or comments:

5-1 YEAR-END Total of ALL Checking and Savings accounts	\$ 17,271		
5-2 Certificates of deposit	\$ -		
TOTAL CASH DEPOSITS		\$ 17,271	
Investments (if investment is a mutual fund, please list underlying investments):			
5-3 ColoTrust	\$ 64,208		
	\$ -		
	\$ -		
	\$ -		
TOTAL INVESTMENTS		\$ 64,208	
TOTAL CASH AND INVESTMENTS		\$ 81,479	

Please answer the following question by marking in the appropriate box

YES NO N/A

- 5-4 Are the entity's Investments legal in accordance with Section 24-75-601, et. seq., C.R.S.? YES NO N/A
- 5-5 Are the entity's deposits in an eligible (Public Deposit Protection Act) public depository (Section 11-10.5-101, et seq. C.R.S.)? If no, MUST explain: YES NO N/A

PART 6 - CAPITAL ASSETS

Please answer the following question by marking in the appropriate box YES NO Please use this space to provide any explanations or comments:

- 6-1 Does the entity have capitalized assets? YES NO
- 6-2 Has the entity performed an annual inventory of capital assets in accordance with Section 29-1-506, C.R.S.? If no, MUST explain: YES NO

6-3 Complete the following Capital Assets table for GOVERNMENTAL FUNDS:	Balance - beginning of the year*	Additions	Deletions	Year-End Balance
Land	\$ -	\$ -	\$ -	\$ -
Buildings	\$ -	\$ -	\$ -	\$ -
Machinery and equipment	\$ -	\$ -	\$ -	\$ -
Furniture and fixtures	\$ -	\$ -	\$ -	\$ -
Infrastructure	\$ -	\$ -	\$ -	\$ -
Construction In Progress (CIP)	\$ -	\$ -	\$ -	\$ -
Other (explain):	\$ -	\$ -	\$ -	\$ -
Accumulated Depreciation (Enter a negative, or credit, balance)	\$ -	\$ -	\$ -	\$ -
TOTAL	\$ -	\$ -	\$ -	\$ -

6-4 Complete the following Capital Assets table for PROPRIETARY FUNDS:	Balance - beginning of the year*	Additions	Deletions	Year-End Balance
Land	\$ 65,900	\$ -	\$ -	\$ 65,900
Buildings	\$ 251,435	\$ -	\$ -	\$ 251,435
Machinery and equipment	\$ 1,065,037	\$ -	\$ -	\$ 1,065,037
Furniture and fixtures	\$ -	\$ -	\$ -	\$ -
Infrastructure	\$ -	\$ -	\$ -	\$ -
Construction In Progress (CIP)	\$ -	\$ -	\$ -	\$ -
Other (explain): Plant and Improvements	\$ 2,529,706	\$ -	\$ -	\$ 2,529,706
Accumulated Depreciation (Enter a negative, or credit, balance)	\$ (927,103)	\$ (129,385)	\$ -	\$ (1,056,488)
TOTAL	\$ 2,984,975	\$ (129,385)	\$ -	\$ 2,855,590

*must agree to prior year ending balance

PART 7 - PENSION INFORMATION

Please answer the following question by marking in the appropriate box YES NO Please use this space to provide any explanations or comments:

- 7-1 Does the entity have an "old hire" firemen's pension plan? YES NO
- 7-2 Does the entity have a volunteer firemen's pension plan? YES NO
- If yes: Who administers the plan?

Indicate the contributions from:

Tax (property, SO, sales, etc.):	\$ -
State contribution amount:	\$ -
Other (gifts, donations, etc.):	\$ -
TOTAL	\$ -
What is the monthly benefit paid for 20 years of service per retiree as of Jan 1?	\$ -

PART 8 - BUDGET INFORMATION

Please answer the following question by marking in the appropriate box				YES	NO	N/A	Please use this space to provide any explanations or comments:
8-1	Did the entity file a current year budget with the Department of Local Affairs, in accordance with Section 29-1-113 C.R.S.? If no, MUST explain:	<input checked="" type="checkbox"/>	<input type="checkbox"/>	<input type="checkbox"/>			
8-2	Did the entity pass an appropriations resolution in accordance with Section 29-1-108 C.R.S.? If no, MUST explain:	<input checked="" type="checkbox"/>	<input type="checkbox"/>	<input type="checkbox"/>			
If yes: Please indicate the amount budgeted for each fund for the year reported							
Fund Name		Budgeted Expenditures					
Sewer Fund		\$ 275,696					
		\$ -					
		\$ -					
		\$ -					

PART 9 - TAX PAYER'S BILL OF RIGHTS (TABOR)

Please answer the following question by marking in the appropriate box				YES	NO	Please use this space to provide any explanations or comments:
9-1	Is the entity in compliance with all the provisions of TABOR [State Constitution, Article X, Section 20(5)]? Note: An election to exempt the government from the spending limitations of TABOR does not exempt the	<input checked="" type="checkbox"/>	<input type="checkbox"/>			

PART 10 - GENERAL INFORMATION

Please answer the following question by marking in the appropriate box				YES	NO	Please use this space to provide any explanations or comments:
10-1	Is this application for a newly formed governmental entity? If yes: Date of formation: <input style="width: 150px; height: 30px;" type="text"/>	<input type="checkbox"/>	<input checked="" type="checkbox"/>			
10-2	Has the entity changed its name in the past or current year? If Yes: NEW name <input style="width: 350px; height: 25px;" type="text"/> PRIOR name <input style="width: 350px; height: 25px;" type="text"/>	<input type="checkbox"/>	<input checked="" type="checkbox"/>			
10-3	Is the entity a metropolitan district?	<input type="checkbox"/>	<input checked="" type="checkbox"/>			
10-4	Please indicate what services the entity provides: <input style="width: 400px; height: 25px;" type="text"/>	<input type="checkbox"/>	<input checked="" type="checkbox"/>			
10-5	Does the entity have an agreement with another government to provide services? If yes: List the name of the other governmental entity and the services provided: <input style="width: 400px; height: 25px;" type="text"/>	<input type="checkbox"/>	<input checked="" type="checkbox"/>			
10-6	Does the entity have a certified mill levy? If yes: Please provide the number of <u>mills</u> levied for the year reported (do not enter \$ amounts):	<input type="checkbox"/>	<input checked="" type="checkbox"/>			
		Bond Redemption mills	0.000			
		General/Other mills	0.000			
		Total mills	0.000			

Please use this space to provide any additional explanations or comments not previously included:

OSA USE ONLY

Entity Wide:		General Fund		Governmental Funds		Notes		
Unrestricted Cash & Investments	\$	81,479	Unrestricted Fund Balan	\$	-	Total Tax Revenue	\$	-
Current Liabilities	\$	39,643	Total Fund Balance	\$	-	Revenue Paying Debt Service	\$	-
Deferred Inflow	\$	-	PY Fund Balance	\$	-	Total Revenue	\$	-
			Total Revenue	\$	-	Total Debt Service Principal	\$	-
			Total Expenditures	\$	-	Total Debt Service Interest	\$	-
			Interfund In	\$	-			
			Interfund Out	\$	-			
Governmental			Proprietary			Enterprise Funds		
Total Cash & Investments	\$		Current Assets	\$	106,722	Net Position	\$	1,694,056
Transfers In	\$		Deferred Outflow	\$	-	PY Net Position	\$	1,750,183
Transfers Out	\$		Current Liabilities	\$	39,643	Government-Wide		
Property Tax	\$		Deferred Inflow	\$	-	Total Outstanding Debt	\$	1,228,613
Debt Service Principal	\$		Cash & Investments	\$	81,479	Authorized but Unissued	\$	-
Total Expenditures	\$		Principal Expense	\$	59,972	Year Authorized	\$	-
Total Developer Advances	\$							
Total Developer Repayments	\$							

LLSD
Debt Maturities
12/31/2018

CWRPDA Note Payable #1					CWRPDA Note Payable #2					Total			Unpaid Principal
Total Pymt	Princ.	Interest	Principal OS		Total Pymt	Princ.	Interest	Principal OS	Principal	Interest	Total		
			878,792					500,000					
11/1/2015	4,461	2,996	1,465	875,796	11/1/2015			500,000	2,996	1,465	4,461		
5/1/2016	27,230	18,472	8,758	857,324	5/1/2016			500,000	18,472	8,758	27,230		
11/1/2016	27,230	18,657	8,573	838,667	11/1/2016			500,000	18,657	8,573	27,230		
5/1/2017	27,230	18,843	8,387	819,824	5/1/2017	2,538	1,705	498,295	20,548	9,220	29,768		
11/1/2017	27,230	19,032	8,198	800,792	11/1/2017	15,493	10,510	487,785	29,542	13,181	42,723		
5/1/2018	27,230	19,222	8,008	781,570	5/1/2018	15,493	10,615	477,170	29,837	12,886	42,723		
11/1/2018	27,230	19,414	7,816	762,156	11/1/2018	15,493	10,721	466,449	30,135	12,588	42,723		1,228,605
5/1/2019	27,230	19,608	7,622	742,548	5/1/2019	15,493	10,828	455,621	30,436	12,287	42,723		
11/1/2019	27,230	19,804	7,426	722,744	11/1/2019	15,493	10,937	444,684	30,741	11,982	42,723		
5/1/2020	27,230	20,002	7,228	702,742	5/1/2020	15,493	11,046	433,638	31,048	11,675	42,723		
11/1/2020	27,230	20,202	7,028	682,540	11/1/2020	15,493	11,156	422,482	31,358	11,365	42,723		
5/1/2021	27,230	20,405	6,825	662,135	5/1/2021	15,493	11,268	411,214	31,673	11,050	42,723		
11/1/2021	27,230	20,609	6,621	641,526	11/1/2021	15,493	11,381	399,833	31,990	10,733	42,723		
5/1/2022	27,230	20,815	6,415	620,711	5/1/2022	15,493	11,494	388,339	32,309	10,414	42,723		
11/1/2022	27,230	21,023	6,207	599,688	11/1/2022	15,493	11,609	376,730	32,632	10,091	42,723		
5/1/2023	27,230	21,233	5,997	578,455	5/1/2023	15,493	11,726	365,004	32,959	9,764	42,723		
11/1/2023	27,230	21,445	5,785	557,010	11/1/2023	15,493	11,843	353,161	33,288	9,435	42,723		
5/1/2024	27,230	21,660	5,570	535,350	5/1/2024	15,493	11,961	341,200	33,621	9,102	42,723		
11/1/2024	27,230	21,876	5,354	513,474	11/1/2024	15,493	12,081	329,119	33,957	8,766	42,723		
5/1/2025	27,230	22,095	5,135	491,379	5/1/2025	15,493	12,202	316,917	34,297	8,426	42,723		
11/1/2025	27,230	22,316	4,914	469,063	11/1/2025	15,493	12,324	304,593	34,640	8,083	42,723		
5/1/2026	27,230	22,539	4,691	446,524	5/1/2026	15,493	12,447	292,146	34,986	7,737	42,723		
11/1/2026	27,230	22,765	4,465	423,759	11/1/2026	15,493	12,571	279,575	35,336	7,387	42,723		
5/1/2027	27,230	22,992	4,238	400,767	5/1/2027	15,493	12,697	266,878	35,689	7,034	42,723		
11/1/2027	27,230	23,222	4,008	377,545	11/1/2027	15,493	12,824	254,054	36,046	6,677	42,723		
5/1/2028	27,230	23,455	3,775	354,090	5/1/2028	15,493	12,952	241,102	36,407	6,316	42,723		
11/1/2028	27,230	23,689	3,541	330,401	11/1/2028	15,493	13,082	228,020	36,771	5,952	42,723		
5/1/2029	27,230	23,926	3,304	306,475	5/1/2029	15,493	13,213	214,807	37,139	5,584	42,723		
11/1/2029	27,230	24,165	3,065	282,310	11/1/2029	15,493	13,345	201,462	37,510	5,213	42,723		
5/1/2030	27,230	24,407	2,823	257,903	5/1/2030	15,493	13,478	187,984	37,885	4,838	42,723		
11/1/2030	27,230	24,651	2,579	233,252	11/1/2030	15,493	13,613	174,371	38,264	4,459	42,723		
5/1/2031	27,230	24,897	2,333	208,355	5/1/2031	15,493	13,749	160,622	38,646	4,077	42,723		
11/1/2031	27,230	25,146	2,084	183,209	11/1/2031	15,493	13,887	146,735	39,033	3,690	42,723		
5/1/2032	27,230	25,398	1,832	157,811	5/1/2032	15,493	14,025	132,710	39,423	3,300	42,723		

LLSD
Debt Maturities
12/31/2018

CWRPDA Note Payable #1					CWRPDA Note Payable #2					Total			Unpaid Principal
Total Pymt	Princ.	Interest	Principal OS		Total Pymt	Princ.	Interest	Principal OS	Principal	Interest	Total		
				878,792					500,000				
11/1/2032	27,230	25,652	1,578	132,159	11/1/2032	15,493	14,166	1,327	118,544	39,818	2,905	42,723	
5/1/2033	27,230	25,908	1,322	106,251		15,493	14,307	1,186	104,237	40,215	2,508	42,723	
11/1/2033	27,230	26,167	1,063	80,084		15,493	14,450	1,043	89,787	40,617	2,106	42,723	
5/1/2034	27,230	26,429	801	53,655		15,493	14,595	898	75,192	41,024	1,699	42,723	
11/1/2034	27,230	26,693	537	26,962		15,493	14,741	752	60,451	41,434	1,289	42,723	
5/1/2035	27,230	26,962	268	-		15,493	14,888	605	45,563	41,850	873	42,723	
11/1/2035						15,493	15,037	456	30,526	15,037	456	15,493	
5/1/2036						15,493	15,188	305	15,338	15,188	305	15,493	
11/1/2036						15,493	15,338	155	-	15,338	155	15,493	
		878,792	187,639				500,000	106,765					

RESOLUTION NO. 2019-2

A RESOLUTION APPROVING AN EXEMPTION FROM AUDIT FOR FISCAL YEAR 2018 FOR THE LOMA LINDA SANITATION DISTRICT, LA PLATA COUNTY, COLORADO.

WHEREAS, the Board of Directors of the Loma Linda Sanitation District wishes to claim exemption from the audit requirements of Section 29-1-603, C.R.S.; and

WHEREAS, Section 29-1-604, C.R.S. states that any local government where neither revenues nor expenditures exceed \$750,000 may, with the approval of the state auditor, be exempt from the provision of Section 29-1-603, C.R.S.; and

WHEREAS, neither revenues nor expenditures for Loma Linda Sanitation District exceeded \$750,000 for fiscal year 2018; and


WHEREAS, an application for exemption from audit for Loma Linda Sanitation District has been prepared by Beckstead & Associates, an independent accountant with knowledge of governmental accounting; and

WHEREAS, said application for exemption from audit has been completed in accordance with regulations issued by the state auditor.

NOW, THEREFORE, BE IT RESOLVED BY THE BOARD OF DIRECTORS OF THE LOMA LINDA SANITATION DISTRICT, LA PLATA COUNTY, COLORADO that the Application for Exemption from Audit for Loma Linda Sanitation District for the fiscal year ended December 31, 2018, has been personally reviewed and is hereby approved by a majority of the Board of Directors of the Loma Linda Sanitation District; that those members of the Board of Directors have signified their approval by signing below; and that this resolution shall be attached to, and shall become part of the Application for Exemption from Audit of the Loma Linda Sanitation District for the fiscal year ended December 31, 2018.

ADOPTED this 18th day of February 2019.

LOMA LINDA SANITATION DISTRICT





By 

President

ATTEST:



Sandra Frank

Name of Director	Date Term Expires	Signature
Denver Batchelor	5/2020	
Jennifer Batchelor	5/2022	
Sandra Francik	5/2022	
Timothy Shortle	5/2022	
Lilian Shortle	5/2020	

February 15, 2019

Board of Directors
Loma Linda Sanitation District
Durango, CO

Management is responsible for the accompanying Application For Exemption From Audit – Long Form of Loma Linda Sanitation District as of December 31, 2018, included in the accompanying prescribed form by the Colorado State Auditor. We have performed a compilation engagement in accordance with Statements on Standards for Accounting and Review Services promulgated by the Accounting and Review Services Committee of the AICPA. We did not audit or review the Application For Exemption From Audit – Long Form included in the accompanying prescribed form nor were we required to perform any procedures to verify the accuracy or completeness of the information provided by management. Accordingly, we do not express an opinion, a conclusion, nor provide any form of assurance on the Application For Exemption From Audit – Long Form.

The Application For Exemption From Audit – Long Form included in the accompanying prescribed form is intended to comply with the requirements of the Colorado State Auditor, and is not intended to be a presentation in accordance with accounting principles generally accepted in the United States of America.

This report is intended solely for the information and use of Loma Linda Sanitation District and the Colorado State Auditor and is not intended to be and should not be used by anyone other than these specified parties.

 et Co., LLC